



# ELLIOTT EQUIPMENT E-160 BUCKET TRUCK

160' A92.2-CERTIFIED AERIAL WORK PLATFORM



\*Custom Truck One Source reserves the right to change the specification of any unit at any time without prior notice. This brochure is only a statement of general specifications on the date of this publication.

ASK ABOUT THE CUSTOMIZED AND FLEXIBLE LEASING & FINANCING SOLUTIONS AVAILABLE FROM CUSTOM TRUCK CAPITAL

888-925-0858  
[www.customtruck.com](http://www.customtruck.com)




# ELLIOTT EQUIPMENT E-160 BUCKET TRUCK

160' A92.2-CERTIFIED AERIAL WORK PLATFORM

## EQUIPMENT SPECS

160' WORKING HEIGHT, 215' W/ JIB  
AVAILABLE ON MANY DIFFERENT CHASSIS MAKES, MODELS  
HYDRAULIC TOOL CIRCUIT W/ INTENSIFIER  
5-SECTION FULLY PROPORTIONAL MAIN BOOM  
360 DEGREE WORKING AREA  
30,000 LBS. LIFT CAPACITY  
36" X 72" 2-MAN PLATFORM W/ CAPACITY: 1,200 LBS.  
JIB LENGTHS: 32-55'  
ANSI A92.2 CERTIFICATION  
12'11" OAH  
RIDE-AROUND SEATED OPERATOR CONTROLS  
AMSTEEL BLUE SYNTHETIC ROPE  
OUT-DOWN EZ CRIB OUTRIGGERS  
WIRELESS RADIO REMOTE CONTROLS W/ INTEGRAL LMI DISPLAY  
GREER INSIGHT FULL COLOR LMI SYSTEM  
HEAVY DUTY SUBFRAME - FULL-LENGTH  
OVERSIZED ROTATION BEARING AND GEARBOX  
RUGGED BOOM DESIGN



\*Custom Truck One Source reserves the right to change the specification of any unit at any time without prior notice. This brochure is only a statement of general specifications on the date of this publication.

ASK ABOUT THE CUSTOMIZED AND FLEXIBLE LEASING & FINANCING SOLUTIONS AVAILABLE FROM CUSTOM TRUCK CAPITAL

**888-925-0858**  
**[www.customtruck.com](http://www.customtruck.com)**



# ELLIOTT EQUIPMENT E-160 BUCKET TRUCK

160' A92.2-CERTIFIED AERIAL WORK PLATFORM

## CHASSIS/CARRIER SPECS

### PLATFORM TOOLS:

HYDRAULIC TOOL CIRCUIT WITH BOOM MOUNTED HOSE REEL FROM TURRET TO BOOM AND JIB TIP FOR HYDRAULIC TOOLS.

### WORK PLATFORM:

36X72" GRAVITY-LEVELED AND HEAVY-DUTY STEEL PLATFORM WITH LOWER PLATFORM GRATING, 40" HIGH RAILS, INTEGRAL GROUNDING LUGS, AND EXTERNAL HAND PROTECTION RAIL. INCLUDES HYDRAULICALLY ASSISTED YOKE FOR EASY ATTACHMENT TO BOOM OR JIB TIP. EQUIPPED WITH TWO SAFETY LANYARD ATTACHMENT LOOPS AND TWO SAFETY HARNESSES AND 72" LANYARDS. INCLUDES A COMPACT HYDRAULIC INTENSIFIER IN PLATFORM.

### WINCH:



MOUNTED AT THE BASE OF BOOM FOR A LONG FLEET ANGLE AND FLAT LEVEL SPOOLING OF ROPE. WINCH IS DRIVEN BY A PLANETARY REDUCER AND POWERED BY A HYDRAULIC MOTOR. BURST-OF-SPEED WINCH PROVIDES INCREASED LINE SPEED. THE WINCH BRAKE IS SPRING APPLIED, PRESSURE RELEASE DESIGN. SUPPLIED WITH 425' OF 5/8" DIAMETER SYNTHETIC ROPE WITH A SINGLE LINE PULL OF 10,000 LBS, AND A DOWNHAUL BALL WITH SWIVEL HOOK.

### REMOTE CONTROLS:

HARD-WIRED REMOTE CONTROLS WITH RADIO BACKUP FOR INTERFERENCE-PROTECTED PROPORTIONAL CONTROL OVER BOOM ROTATION, ELEVATION, EXTENSION, AND WINCH FUNCTIONS. INTEGRAL WORK ENVELOPE/LMI DISPLAY PROVIDE OPERATOR WITH ADDED SAFETY.

### LOAD MOMENT INDICATOR SYSTEM:

ELECTRONIC TURRET MOUNTED COMPUTER. SYSTEM SENSES HOIST CYLINDER PRESSURES, BOOM LENGTH, AND BOOM ANGLE WITH HYDRAULIC FUNCTION LOCKOUT. THE DISPLAY CONSOLE IS EQUIPPED WITH A GRAPH SHOWING CRANE UTILIZATION, BOOM ANGLE OR BOOM LENGTH, MODE-SELECT CONTROLS FOR MAIN BOOM AND JIB OPERATION, AND AN ANTI-TWO BLOCK WITH AN AUDIO/VISUAL WARNING AND SHUT-OFF FUNCTIONS TO LIMIT HOOK-BOOM POINT CONTACT.



\*Custom Truck One Source reserves the right to change the specification of any unit at any time without prior notice. This brochure is only a statement of general specifications on the date of this publication.

ASK ABOUT THE CUSTOMIZED AND FLEXIBLE LEASING & FINANCING SOLUTIONS AVAILABLE FROM CUSTOM TRUCK CAPITAL

888-925-0858  
[www.customtruck.com](http://www.customtruck.com)