

DIRT TARPS




KEY FEATURES

- ✓ Heavy-duty webbing & lifting loops.
- ✓ Double stitched for reinforcement and durability.
- ✓ Simply clean, dry, store, and reuse!
- ✓ Compact enough, when folded, to store on truck.


Slingco's line of heavy-duty, reusable dirt tarps have been created with safety in mind. Keeping workers out of awkward, injury-prone positions is better for their long-term health, and the company's bottom line. Dirt tarps have become a must-have product at utility construction sites.

You can find Slingco Dirt Tarps being used at pole changeouts, transformer terminations and pedestals, as well as underground gas, telephone and other underground utility applications.


In fact, with the ability to move crushed rock, sand, dirt, wet cement, dig spoils, and other contaminated soil, there are few reasons NOT to have a Slingco Dirt Tarp on the project!



1 Collect site waste on flat dirt tarp
(black nylon webbing facing ground)



2 Gather tarp loops for easy lifting



3 Release loops for simple disposal



GET IN TOUCH

☎ 1 888 685 9478
✉ sales@slingcoamerica.com

DIRT TARPS

Slingco Part No.	Tarp Dimensions feet (meters)	Maximum Capacity lbs (kg)
ZLD10015	10' x 10' (3 x 3)	5,000 lb (2,267)
ZLD10016	8' x 8' (2.44 x 2.44)	5,000 lb (2,267)
ZLD10793	7' x 7' (2.13 x 2.13)	4,000 lb (1,814)
ZLD10792	6' x 6' (1.83 x 1.83)	4,000 lb (1,814)

This information is for marketing purposes only. The details contained herein is presented as general information and no representation or warranty is expressly or impliedly given as to its accuracy, completeness or correctness. It does not constitute part of a legal offer or contract. For technical specifications, please contact Slingco America, Inc.

Dimensions

The figures shown are indicative only. Fully dimensioned data-sheets are available on request. Nominal figures/actuals are as per data-sheet with tolerances of +/-5%. Please contact us if you have any questions.

Range dimension overlaps If the cable, rope or hose you have lies where ranges overlap, e.g. 1" when sizing is 0.5-1.00 and 1.00-1.5 we recommend that you select your cable grip to achieve break load first. If tensile strengths are equal or both adequate, choose the smaller of the two. Please contact us if you have any questions.



GET IN TOUCH



1 888 685 9478



sales@slingcoamerica.com